AML-B Maintenance and Adjustment Manual

machinecatalogic.com

FAUN GmbH

.

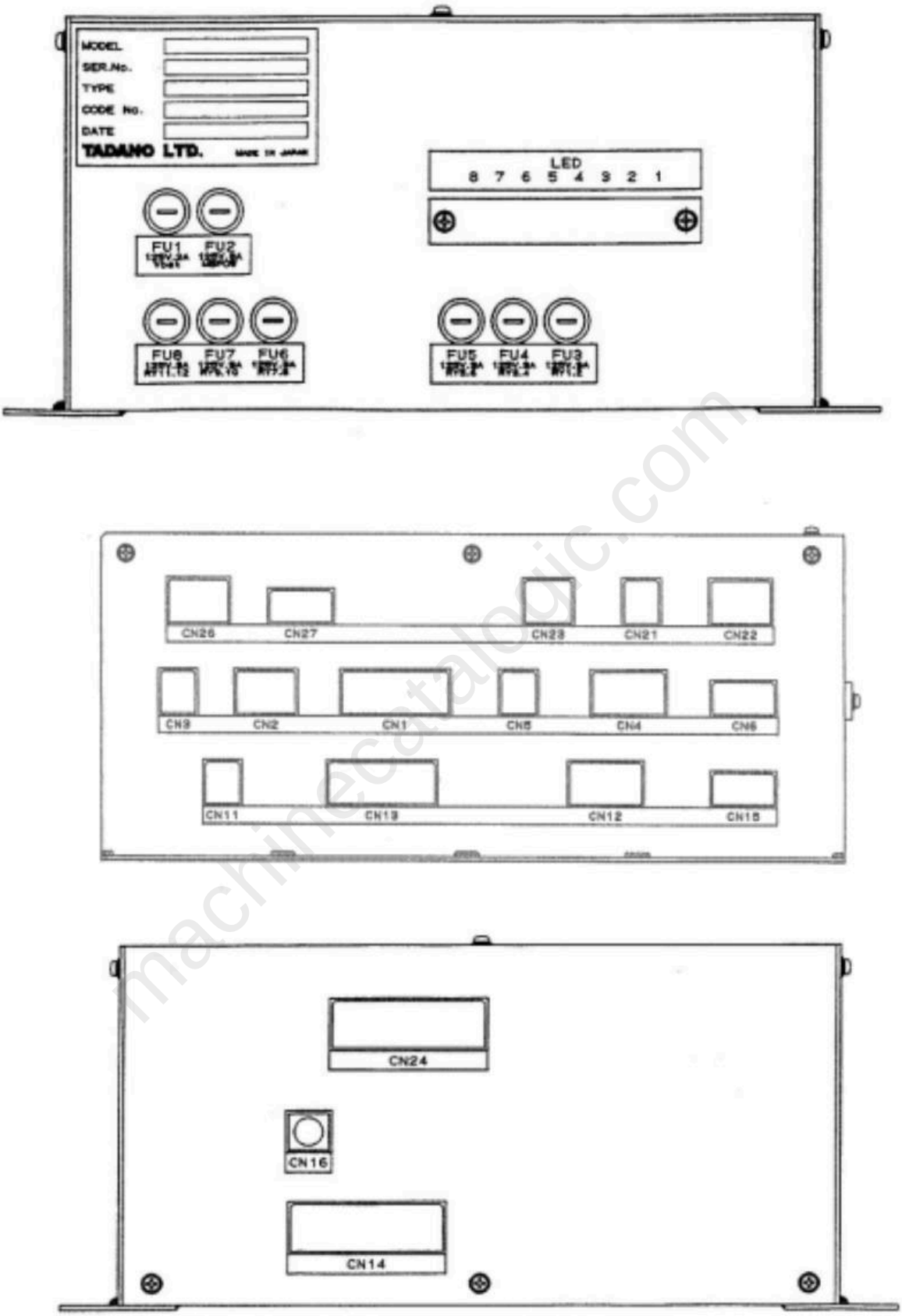

Fig 1.2 Layout of Fuse, LED and connectors

machinecatalogic.com

M9. Ao Check

Display "Ao Check" menu with ⌃ and ⌄ , and select menu with ↵ .

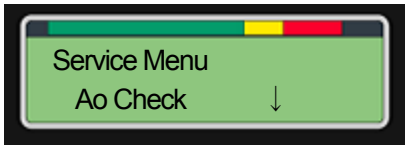

In the Ao check function, you can monitor the Ao (analog current output) status. Also, you can change the selected output current value to your desired value by pressing ↵.

(1) Character Display

First line shows port number and signal name.
Second line shows output status.

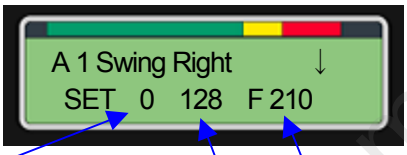

Feedback current (Only for reference)

Check output value.
This value changes (0 –255) by pressing ⊞ or ⊟.
While pressing ↵, selected current output becomes this value.

Current output value (0 –255: D/A-C setting)

(2) LCD graphic display sample

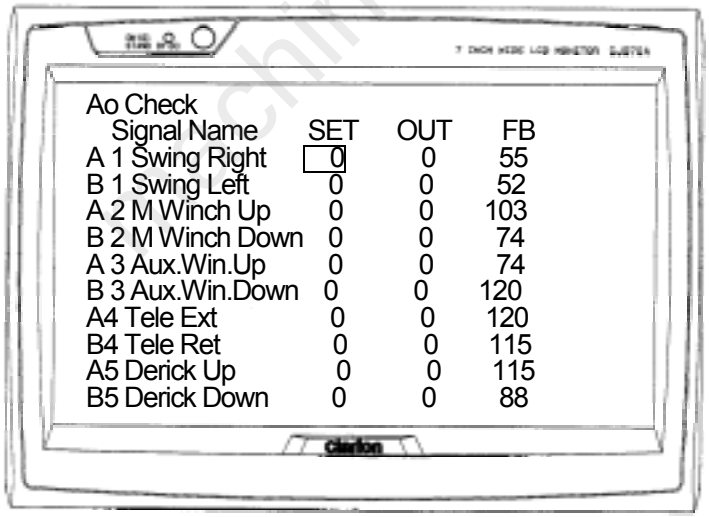

chinecatalogic.com

Note: If the moment is outside of between 95% and 105%, select "Wa" (actual load) with ⌃ or ⌄ and adjust with ⊞ and ⊟ the load until the moment shows 100% then confirm with ↵.

- Adjust the current work radius to the rated radius by ⊞ or ⊟. If the value goes within the range, press ↵ to register the adjustment.

(3) Moment Span Point Adjustment

- Without load, fully extend the boom and lower the boom to the moment span adjustment angle.
- Lower the hook until it almost reaches to the ground (but not to touch the ground).
- Move cursor by ⌄ or ⌃ until "Moment Span" adjustment

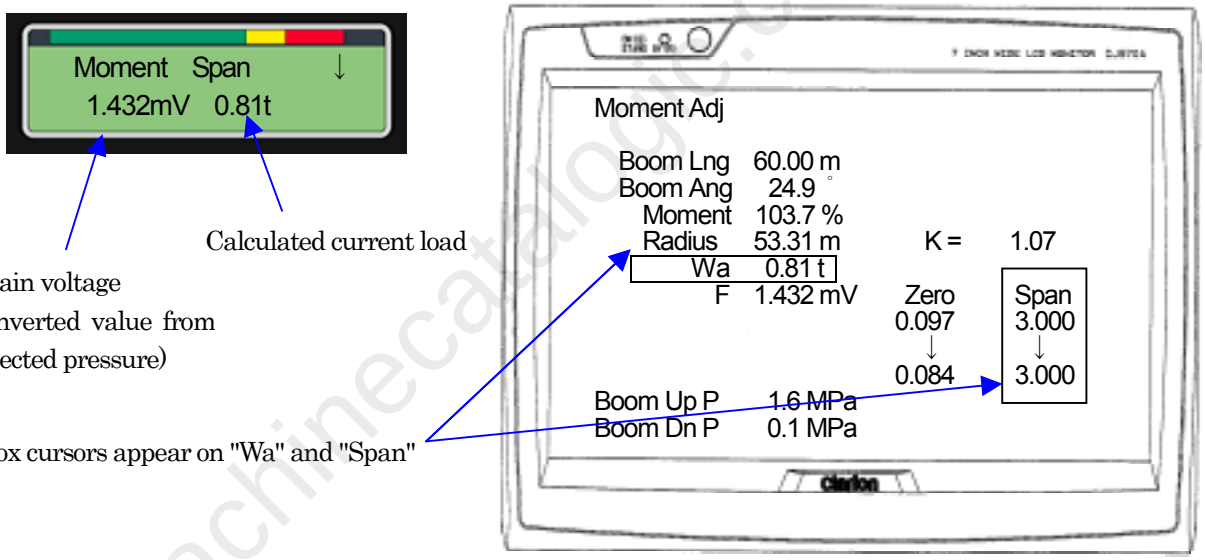

- Adjust the current load to actual hook weight by ⊞ or ⊟. If the value goes within the range, Press ↵ to register the adjustment.

(4) Confirmation

- Fully retract boom and make the crane to moment zero adjustment posture.
- Select "Moment Zero" adjustment menu and check the current load. If the value is within the range, adjustment is end. If the value is out of range, you have to do the **(2)** and **(3)** procedure again until the value goes within the range.

machinecatalogic.com

machinecatalogic.com

Full Version Available

Tadano AML-B Load Moment Indicator Service Manual

Tadano AML-B load moment indicator service manual with adjustment, calibration and error code procedures. Searchable PDF, 116 pages. Instant PDF download.

VIEW THE FULL MANUAL

https://machinecatalogic.com/tadano-aml-b-load-moment-indicator-service-manual/

File Pages: 116 · File Count: 3 · File Language: English